


# Charge!

A new preloading device is born:  
a safe deal.

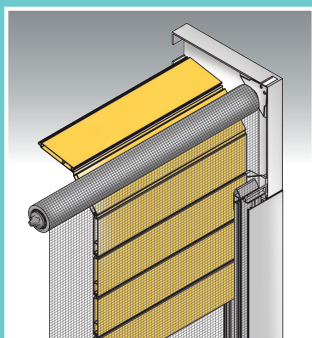


The new preloading device adds comfort and safety to the world of retractable insect screens and sunshades: adjusting the spring and assembling the roller tube in the box have become simple and rapid operations.

aqus

## APPLICATIONS:

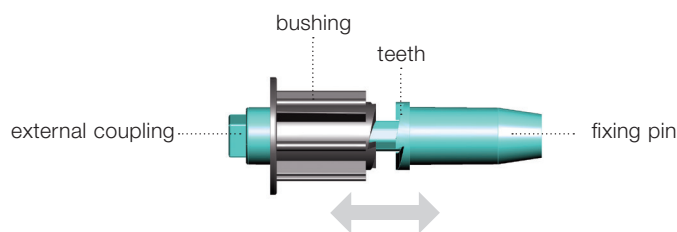
- Retractable insect screens
- Roll-up sunshades
- Cobaltis (the dynamic case made by Fandis)
- Combi systems flyscreen+roller shutter



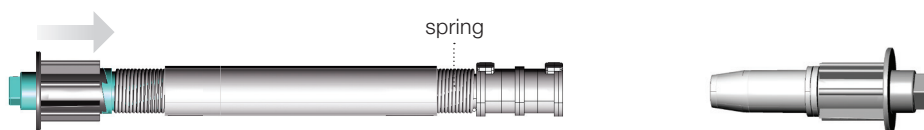
## Two-step loading.

Previously, the spring load or unload operation required several phases, some awkward and potentially dangerous – now just two simple steps are needed, with large savings in time and effort for both manufacturer and installer.

Patent No. 2.286.053



### 1 Assembly.



The preloading device is coupled to the screen spring via a fixing pin and then inserted in the roller tube to which it is fixed using the bushing.

### 2 Adjustment.



To load the spring, it is sufficient to turn the external lug using the (supplied) key until the desired level of tension is reached. Thanks to the toothed mechanism, the device locks the spring and conserves the preload turns.

### How it works.

When the roller tube is inserted in the box, the head presses on the external lug, disengages the preloading device and activates the spring. The screen system is now free to operate. When the tube is dismantled, there is no need to worry about locking the rewinding of the spring: this is done automatically by the preloading device.



The preloading device joins the (optional) viscodynamic braking device and completes the Aqus product line: a true system of accessories for the safety and comfort of everyone.

Full documentation shall be available on the site

[aqus.it](http://aqus.it)

Developed and produced by Fandis S.p.A.

**aqus**  
comfort & safety tools

[www.geniusandblinds.com](http://www.geniusandblinds.com)  
[info@geniusandblinds.com](mailto:info@geniusandblinds.com)